


## IOL-102-000-M08 manual

### 1. Connection diagram

As shown in Figure 1.



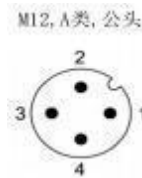
picture 1

- |                          |  |
|--------------------------|--|
| 1 IO-Link interface      | 8 Fixing holes                           |
| 2 Fixing holes           | 9 Port LED : Standard input port 7, Pin4 |
| 3 Label                  | 10 Standard Input Port 6                 |
| 4 Standard input port 1  | 11 Standard input port 4                 |
| 5 Standard input port 3  | 12 Standard input port 2                 |
| 6 Standard input port 5  | 13 Standard input port 0                 |
| 7 Standard input ports 7 | 14 Status LED : Communication/Module     |

## 2. IO-Link interface diagram

As shown in Figure 2.

M12, A code, male



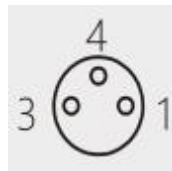
Pin	Function
1	Power controller, +24 V, max1.1A
2	NC
3	GND
4	C/Q, IO-Link Data transmission channel NPN

Picture 2

## 3. Standard Input Port Connection Diagram

As shown in Figure 3 .

M8 female



Pin	Function
1	+24 V, 200 mA
3	GND
4	input

Picture 3

## 4. IO-Link data

### 4.1 Parameter

As shown in Table 1-1.

Data transmission baud rate	COM2 (38 4kbit/s)
Frame type	2. V
Minimum cycle time	2.2ms
Process data cycle time	2.2 ms, Consistent with minimum cycle time
Process data length	1

-1

### 4.2 Process data/output data

No output data is defined.

## 4.3 Process data/input data

As shown in Figure 4 .

Describe	Byte	bit	byte
PORT7 PIN4	0	PORT 7 PIN2	7 1
PORT6 PIN4	0	PORT6 PIN2	6 1
PORT5 PIN4	0	PORT5 PIN2	5 1
PORT4 PIN4	0	PORT4 PIN2	4 1
PORT3 PIN4	0	PORT3PIN2	3 1
PORT2 PIN4	0	PORT2 PIN2	2 1
PORT1 PIN4	0	PORT1 PIN2	1 1
PORT0 PIN4	0	PORT0 PIN2	0 1

Picture 4

## 4.4 parameter data/request data

As shown in Figure 5 .

DPP Index	SPNI		Object name	length	Scope	Defaults
	Index	Subinde				
			Supplier ID	2		0x0454
			Device ID	3		0x0994E4
	0x10	0	Supplier name	18	Read only	FAS (Fujian) Co. , LTD
	0x11	0	Supplier text	16		www- fas elec. con
	0x12	0	product name	20		FNI IOL-I02-000-M08
	0x13	0	Product ID	6		00B211
	0xH	0	derived from the	12		10-Link M8 PNP 16DI
	0x16	0	hardware version	3		20200818
	0x17	0	Firmware version	3		2. 01
	0x40	0	bit reversal	2	0000-FFFF	0x0000

Picture 5

Note:

0x40 Set bit reverse: 0-bit is not reversed, 1-bit is reversed, such as external input is 0x0000, when 0x40 is 0x0000, the value is 0x0000 (not reversed), when 0x40 is 0xFFFF, the value is 0xFFFF ( reverse).

## 4.5 Mistake

As shown in Figure 6.

Error code	Additional code
Device app error 0x80	Index unavailable 0x11
	Subindex is not available 0x12
	Value out of range 0x3

Picture 6

## 4.6 Event

As shown in Figure 7.

Class/' limited		Code (high, low)				
Pattern	Type	Instance				
Appear	Mistake	AL,	Device hardware	Powered by	Power supply low voltage	U2=Power Supply+24V
0xC0	0x30	0x03	0x5000	0x0100	0x0010	0x0002
		0xF3	0x5112			
Disappe	Mistake	AL	Device hardware	Powered by	Power supply low voltage	U2=Power supply+24V
0x80	0x30	0x03	0x5000	0x0100	0x0010	0x0002
		0xB3	0x5112			
Appear	Mistake	AI,	Device hardware	Powered by	Peripheral power supply	
0xC0	0x30	0x03	0x5000	0x0100	0x0060	
		0xF3	0x5160			
Disappea	Mistake	AL	Device hardware	Powered by	Peripheral power supply	
r	0x80	0x30	0x5000	0x0100	0x0060	
		0xB3	0x5160			

picture 7